

# Limited Term Pool

## Monthly Report

May 31, 2021

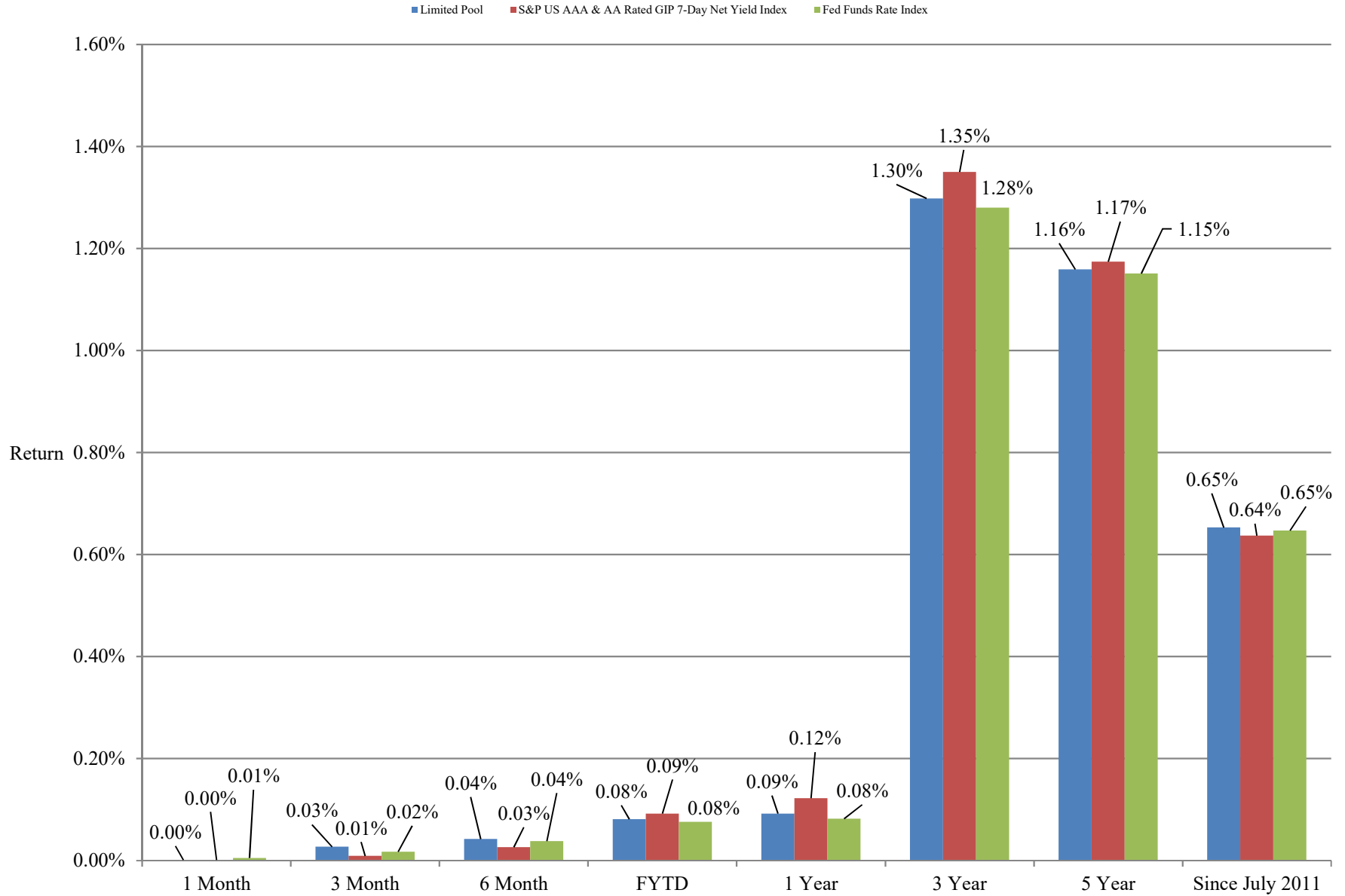


The Office of Financial Management manages the Limited Term Pool as if it were a Money Market Mutual Fund. This is a report that provides the monthly disclosures required by the rules that are in accordance with such funds.



Commonwealth of Kentucky  
Holly M. Johnson, Secretary,  
Finance and Administration Cabinet

## Limited Pool Performance as of May 31, 2021



Returns less than a year are unannualized.

Returns are gross of management fee. Management fee is 0.07%, annualized.

**Limited Term Pool  
As of May 31, 2021**

Category of Investment / Issuer	Cusip	Coupon	Effective Maturity	Final Maturity	Principal	Amortized Cost
Financial Company Commercial Paper						
					0.00	0.00
Certificate of Deposit						
					0.00	0.00
Government Agency Debt						
Fed Home Loan Disco Note	313385GL4	0.00	2021-06-04	2021-06-04	225,000,000.00	224,999,813.25
Fed Home Loan Disco Note	313385GP5	0.00	2021-06-07	2021-06-07	75,000,000.00	74,999,874.75
Fed Home Loan Disco Note	313385HM1	0.00	2021-06-29	2021-06-29	50,000,000.00	49,999,416.50
Fed Home Loan Disco Note	313385HQ2	0.00	2021-07-02	2021-07-02	50,000,000.00	49,999,569.50
Fed Home Loan Disco Note	313385MS2	0.00	2021-10-08	2021-10-08	40,000,000.00	39,995,126.80
					440,000,000.00	439,993,800.80
Investment Company						
Blackrock Govt Fund	09248U700	0.03	2021-06-01	2021-06-01	125,000,000.00	125,000,000.00
Dreyfus Govt Fund	262006208	0.03	2021-06-01	2021-06-01	150,000,000.00	150,000,000.00
Fidelity Govt Fund	31607A703	0.01	2021-06-01	2021-06-01	125,000,000.00	125,000,000.00
JPMorgan Govt Fund	4812C0670	0.03	2021-06-01	2021-06-01	150,000,000.00	150,000,000.00
Federated Govt Fund	608919718	0.01	2021-06-01	2021-06-01	150,000,000.00	150,000,000.00
State Street Govt Fund	857492706	0.03	2021-06-01	2021-06-01	150,000,000.00	150,000,000.00
Wells Fargo Govt Fund	949921126	0.03	2021-06-01	2021-06-01	150,000,000.00	150,000,000.00
					1,000,000,000.00	1,000,000,000.00
Other Commercial Paper						
					0.00	0.00
Government Agency Repurchase Agreement						
Cantor	N/A	0.01	2021-06-01	2021-06-01	200,000,000.00	200,000,000.00
Scotia	N/A	0.00	2021-06-01	2021-06-01	156,700,572.04	156,700,572.04
					356,700,572.04	356,700,572.04
Other Municipal Debt						
Inter-Pool Borrowings	N/A	0.00	2021-06-01	2021-06-01	0.00	0.00
					0.00	0.00
Treasury Debt						
Treasury Bill	912796B40	0.00	2021-07-01	2021-07-01	50,000,000.00	49,999,583.50
Treasury Bill	912796B57	0.00	2021-07-08	2021-07-08	75,000,000.00	74,999,121.00
Treasury Bill	912796G86	0.00	2021-06-08	2021-06-08	175,000,000.00	174,999,635.50
					300,000,000.00	299,998,340.00
					2,096,700,572.04	2,096,692,712.84

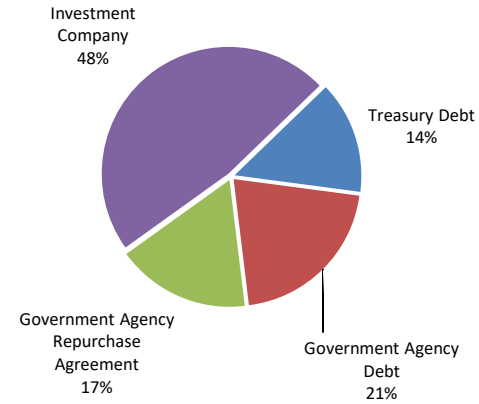
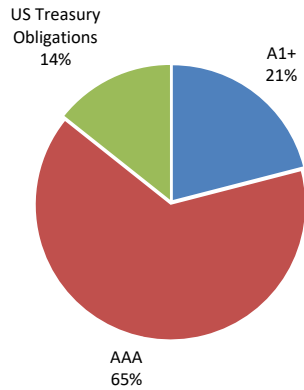
**LIMITED TERM POOL RATING AND SECTOR DISTRIBUTIONS**  
As of May 31, 2021

**CREDIT RATING DISTRIBUTION**

	Book Value	as % of Total
<b>Short Term Ratings</b>		
A1+	\$439,993,800.80	20.99%
A1	\$0.00	0.00%
Subtotal	<u>\$439,993,800.80</u>	<u>20.99%</u>
<b>Long Term Ratings</b>		
AAA	\$1,356,700,572.04	64.71%
AA+	\$0.00	0.00%
AA	\$0.00	0.00%
AA-	\$0.00	0.00%
A+	\$0.00	0.00%
A	\$0.00	0.00%
A-	\$0.00	0.00%
Subtotal	<u>\$1,356,700,572.04</u>	<u>64.71%</u>
US Treasury Obligations	\$299,998,340.00	14.31%
Grand Total	<u><u>\$2,096,692,712.84</u></u>	<u><u>100.00%</u></u>

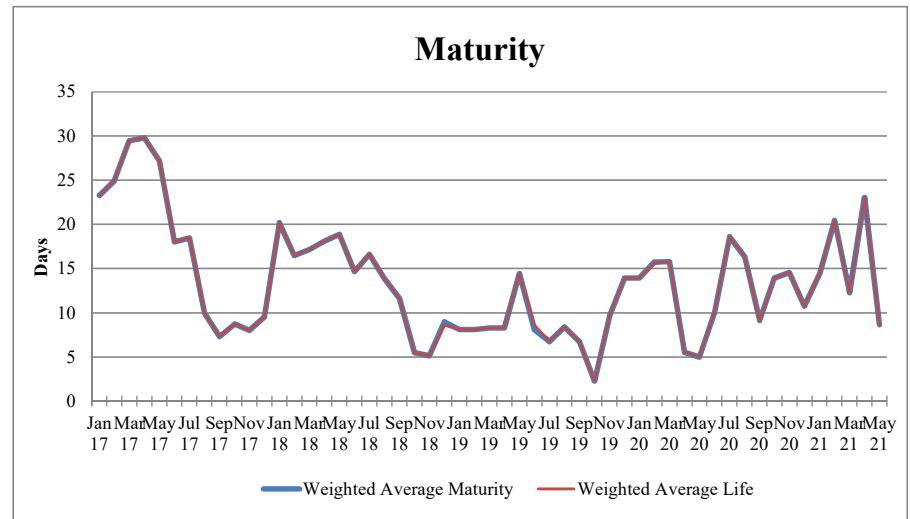
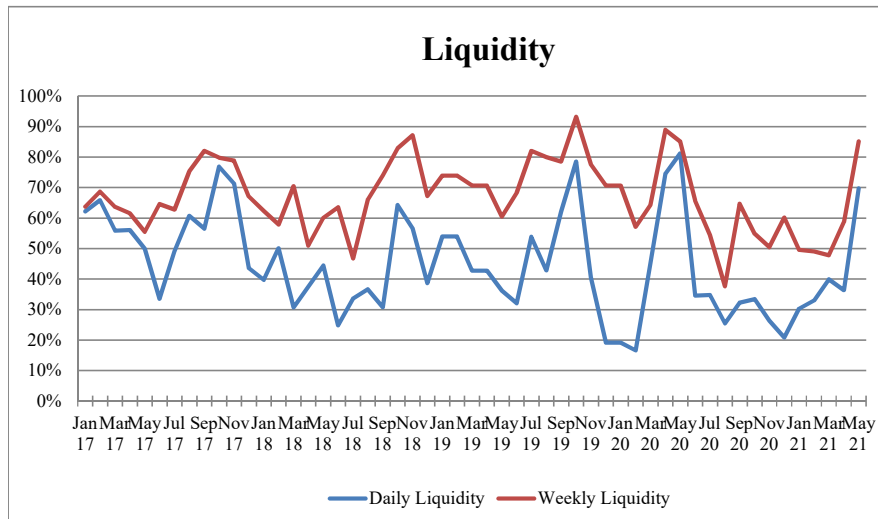
**SECTOR DISTRIBUTION**

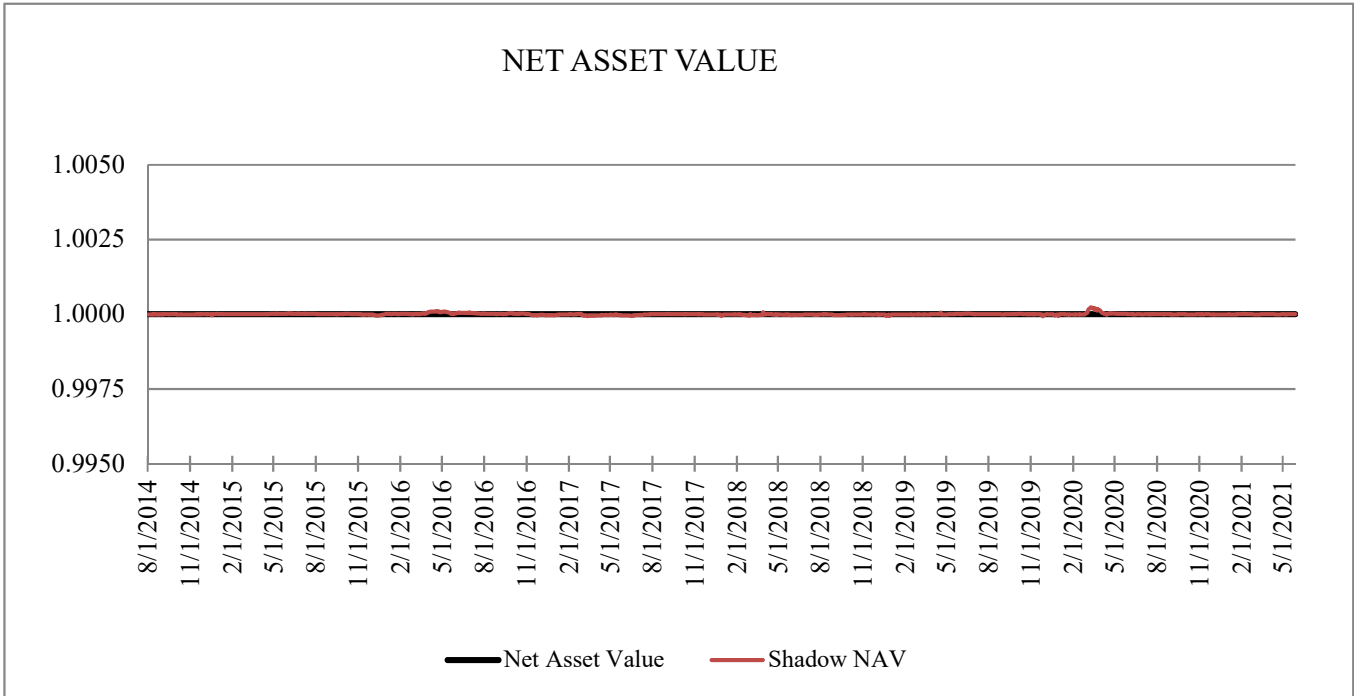
	Book Value	as % of Total
Treasury Debt	\$299,998,340.00	14.31%
Government Agency Debt	\$439,993,800.80	20.99%
Variable Rate Demand Note	\$0.00	0.00%
Other Municipal Debt	\$0.00	0.00%
Financial Company Commercial Paper	\$0.00	0.00%
Asset Backed Commercial Paper	\$0.00	0.00%
Other Commercial Paper	\$0.00	0.00%
Certificate of Deposit	\$0.00	0.00%
Structured Investment Vehicle Note	\$0.00	0.00%
Treasury Repurchase Agreement	\$0.00	0.00%
Government Agency Repurchase Agreement	\$356,700,572.04	17.01%
Insurance Company Funding Agreement	\$0.00	0.00%
Investment Company	<u>\$1,000,000,000.00</u>	<u>47.69%</u>
Grand Total	<u><u>\$2,096,692,712.84</u></u>	<u><u>100.00%</u></u>



**LIMITED TERM POOL LIQUIDITY AND MATURITY**  
**As of May 31, 2021**

	5/31/2021	Last 3 Months	FYTD	YTD	1 Year	Since Inception
Weighted Average Maturity	8.65	14.67	14.74	15.77	14.35	24.02
Weighted Average Life	8.65	14.67	14.74	15.77	14.35	24.04
Daily Liquidity	69.69%	48.65%	34.77%	41.85%	34.75%	43.55%
Weekly Liquidity	85.10%	63.87%	55.67%	58.05%	56.50%	60.36%





If the divergence between the NAV and the Shadow NAV exceed 0.0025 the SIC will be notified.

If the divergence between the NAV and the Shadow NAV exceeds 0.005, the fund has "broken the buck".

To date, the maximum divergence has been 0.000230